



Standard Test Method for Calculation of Liquid Heat Capacity of Petroleum Distillate Fuels¹

This standard is issued under the fixed designation D2890; the number immediately following the designation indicates the year of original adoption or, in the case of revision, the year of last revision. A number in parentheses indicates the year of last reapproval. A superscript epsilon (ϵ) indicates an editorial change since the last revision or reapproval.

1. Scope

1.1 This test method covers the calculation of liquid heat capacity, Btu/lb · °F (kJ/kg · K), at atmospheric pressure, of petroleum fuels for which distillation data may be obtained in accordance with Test Method **D86** without reaching a decomposition point prior to obtaining 90 volume % distilled.

1.2 This test method is not applicable at temperatures less than 0°F (–18°C) and greater than 60°F (16°C) above the volumetric average boiling point of the fuel.

1.3 The values stated in inch-pound units are to be regarded as standard. The values given in parentheses are mathematical conversions to SI units that are provided for information only and are not considered standard.

1.4 *This standard does not purport to address all of the safety concerns, if any, associated with its use. It is the responsibility of the user of this standard to establish appropriate safety and health practices and determine the applicability of regulatory limitations prior to use.*

2. Referenced Documents

2.1 *ASTM Standards:*²

D86 Test Method for Distillation of Petroleum Products at Atmospheric Pressure

D287 Test Method for API Gravity of Crude Petroleum and Petroleum Products (Hydrometer Method)

3. Summary of Test Method

3.1 The Watson characterization factor, K, is obtained from a graphical correlation relating determined Test Method **D86** distillation data and K. The liquid heat capacity is obtained, either graphically or mathematically, from correlations relating

¹ This test method is under the jurisdiction of ASTM Committee **D02** on Petroleum Products and Lubricants and is the direct responsibility of Subcommittee **D02.04.0K** on Correlative Methods.

Current edition approved Dec. 1, 2008. Published February 2009. Originally approved in 1970. Last previous edition approved in 2003 as D2890–92(2003). DOI: 10.1520/D2890-92R08.

² For referenced ASTM standards, visit the ASTM website, www.astm.org, or contact ASTM Customer Service at service@astm.org. For *Annual Book of ASTM Standards* volume information, refer to the standard's Document Summary page on the ASTM website.

calculated heat capacity, temperature at which heat capacity is being calculated, determined API gravity, and K.

NOTE 1—Details of the method have been published.³

4. Significance and Use

4.1 Heat capacities obtained by this method are those at atmospheric pressure. However, because the temperature range is low, the calculated values are similar to saturated liquid heat capacities in the temperature-pressure range required for most engineering design.

5. Data Requirements

5.1 Distillation temperatures at (in °F) 10, 30, 50, 70, and 90 volume % distilled obtained in accordance with Test Method **D86**.

5.2 API gravity determined in accordance with Test Method **D287** or a method of equivalent accuracy.

6. Procedure

6.1 Calculate to the nearest 0.1 unit the slope of the Test Method **D86** distillation curve, °F/volume %, as the difference between the 10 and 90 volume % distilled temperatures divided by 80.

6.2 Calculate to the nearest 1°F the volumetric average boiling point (VABP) as the sum of Test Method **D86** 10, 30, 50, 70, and 90 volume % distilled temperatures divided by 5.

6.3 Obtain a temperature correction to the nearest 1°F from **Fig. 1**, using the slope and VABP calculated in accordance with **6.1** and **6.2**. Calculate the mean average boiling point (MeABP) as the VABP plus the correction.

6.4 Obtain to the nearest 0.1 unit the Watson characterization factor, K, from **Fig. 2** using the determined API gravity and calculated MeABP.

6.5 Obtain the calculated heat capacity at each specified temperature, either graphically from **Fig. 3** or by solving the following equation:

³ *Technical Data Book-Petroleum Refining*, Chapter 7, American Petroleum Institute, Division of Refining, 1220 L St. NW, Washington, DC 20005.

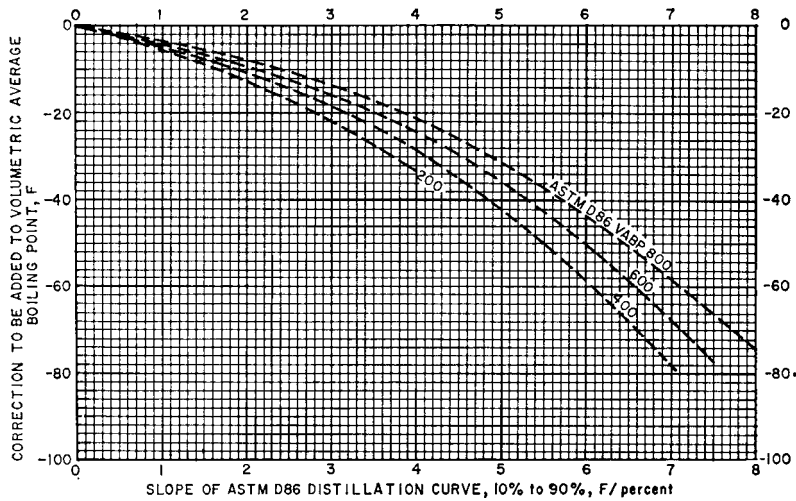


FIG. 1 Test Method D86 Distillation Data Correlation

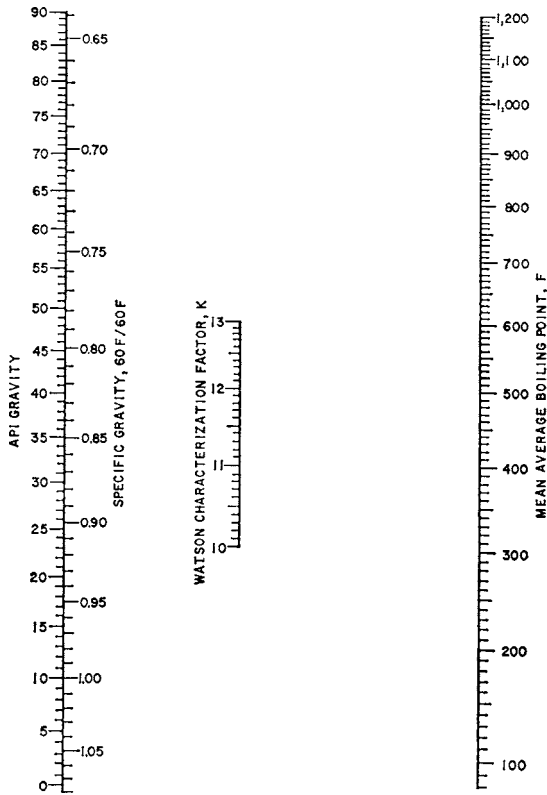


FIG. 2 Watson Characterization Factor (*K*), API Gravity, and Mean Average Boiling Point

$$C_p = [0.6811 - 0.308 G + (0.000815 - 0.000306 G)T] / (0.055 K + 0.35) \quad (1)$$

where:

- C_p = heat capacity, Btu/lb · °F,
- G = specific gravity,
- T = temperature, °F, and
- K = Watson characterization factor.

NOTE 2—The broken lines in Fig. 3 illustrate the graphical procedure for the following example:
Calculate the heat capacity at atmospheric pressure and 190°F of a petroleum distillate fuel having an API gravity of 40 and Test Method D86




FIG. 3 Liquid Heat Capacity of Petroleum Distillate Fuels

distillation temperatures of 239, 261, 288, 321, and 367 F at 10, 30, 50, 70, and 90 volume % distilled, respectively. The volumetric average boiling point (VABP) is 295°F, and the slope is 1.60. The temperature correction obtained from Fig. 1 is -9°F, and the mean average boiling point is 286°F. The value of *K* obtained from Fig. 2 is 11.0. The heat capacity obtained as shown in Fig. 3 is 0.51 Btu/lb · °F.

7. Report

7.1 Report the results to the nearest 0.01 Btu/lb · °F.

7.2 The heat capacity, Btu/lb · °F may be converted to the International System of Units (SI) of kilojoule per kilogram kelvin (kJ/kg · K) by multiplying the results obtained in 7.1 by the conversion factor 4.186800 and then rounding to the appropriate number of significant digits.

8. Precision and Bias

8.1 The following criteria should be used for judging the acceptability of results (95 % probability).

8.1.1 *Repeatability*—The difference between successive test results, obtained by the same operator with the same apparatus under constant operating conditions on identical test material, would, in the long run, in the normal and correct operation of the test method, exceed the following value only in one case in twenty:

$$0.01 \text{ Btu/lb} \cdot ^\circ\text{F} \quad (0.04 \text{ kJ/kg} \cdot \text{K}) \quad (2)$$

8.1.2 *Reproducibility*—The difference between two, single and independent results, obtained by different operators working in different laboratories on identical test material, would, in the long run, in the normal and correct operation of the test method, exceed the following value only one case in twenty:

$$0.02 \text{ Btu/lb} \cdot ^\circ\text{F} \quad (0.08 \text{ kJ/kg} \cdot \text{K}) \quad (3)$$

NOTE 3—The preceding repeatability and reproducibility were obtained from results submitted by seven laboratories that cooperatively tested four turbine fuels with initial boiling points in the range 320 to 400°F (160 to 204°C), and end points in the range 430 to 535°F (221 to 279°C). Each laboratory determined the required distillation and gravity data in duplicate, and performed the procedures graphically once for each of the two sets of determined data for each sample. Heat capacities of the fuels were not determined during the cooperative program.

8.2 The accuracy of this test method has been reported³ as within 4 % for straight-run petroleum fractions and approximately 8 % for pure olefins.

8.3 *Bias*—Since there is no accepted reference material suitable for determining bias for this test method, no statement of bias can be made.

9. Keywords

9.1 liquid heat capacity; petroleum distillate

ASTM International takes no position respecting the validity of any patent rights asserted in connection with any item mentioned in this standard. Users of this standard are expressly advised that determination of the validity of any such patent rights, and the risk of infringement of such rights, are entirely their own responsibility.

This standard is subject to revision at any time by the responsible technical committee and must be reviewed every five years and if not revised, either reapproved or withdrawn. Your comments are invited either for revision of this standard or for additional standards and should be addressed to ASTM International Headquarters. Your comments will receive careful consideration at a meeting of the responsible technical committee, which you may attend. If you feel that your comments have not received a fair hearing you should make your views known to the ASTM Committee on Standards, at the address shown below.

This standard is copyrighted by ASTM International, 100 Barr Harbor Drive, PO Box C700, West Conshohocken, PA 19428-2959, United States. Individual reprints (single or multiple copies) of this standard may be obtained by contacting ASTM at the above address or at 610-832-9585 (phone), 610-832-9555 (fax), or service@astm.org (e-mail); or through the ASTM website (www.astm.org).