



Standard Practice for Evaluating Compatibility of Binary Mixtures of Lubricating Greases¹

This standard is issued under the fixed designation D6185; the number immediately following the designation indicates the year of original adoption or, in the case of revision, the year of last revision. A number in parentheses indicates the year of last reapproval. A superscript epsilon (ϵ) indicates an editorial change since the last revision or reapproval.

1. Scope

1.1 This practice covers a protocol for evaluating the compatibility of one or three binary mixtures of lubricating greases by comparing their properties or performance relative to those of the neat greases comprising the mixture.

1.2 Three properties are evaluated in a primary testing protocol using standard test methods: (1) dropping point by Test Method **D566** (or Test Method **D2265**); (2) shear stability by Test Methods **D217**, 100 000–stroke worked penetration; and (3) storage stability at elevated-temperature by change in 60-stroke penetration (Test Method **D217**). For compatible mixtures (those passing all primary testing), a secondary (nonmandatory) testing scheme is suggested when circumstances indicate the need for additional testing.

1.3 Sequential or concurrent testing is continued until the first failure. If any mixture fails any of the primary tests, the greases are incompatible. If all mixtures pass the three primary tests, the greases are considered compatible.

1.4 This practice applies only to lubricating greases having characteristics suitable for evaluation by the suggested test methods. If the scope of a specific test method limits testing to those greases within a specified range of properties, greases outside that range cannot be tested for compatibility by that test method. An exception to this would be when the tested property of the neat, constituent greases is within the specified range, but the tested property of a mixture is outside the range because of incompatibility.

1.5 This practice does not purport to cover all test methods that could be employed.

1.6 The values stated in SI units are to be regarded as standard. No other units of measurement are included in this standard.

1.7 *This standard does not purport to address all the safety concerns, if any, associated with its use. It is the responsibility of the user of this standard to establish appropriate safety and*

practices and determine the applicability of regulatory limitations prior to use. For specific safety information, see **7.2.3**.

2. Referenced Documents

2.1 *ASTM Standards:*²

- D217** Test Methods for Cone Penetration of Lubricating Grease
- D566** Test Method for Dropping Point of Lubricating Grease
- D972** Test Method for Evaporation Loss of Lubricating Greases and Oils
- D1092** Test Method for Measuring Apparent Viscosity of Lubricating Greases
- D1263** Test Method for Leakage Tendencies of Automotive Wheel Bearing Greases
- D1264** Test Method for Determining the Water Washout Characteristics of Lubricating Greases
- D1403** Test Methods for Cone Penetration of Lubricating Grease Using One-Quarter and One-Half Scale Cone Equipment
- D1478** Test Method for Low-Temperature Torque of Ball Bearing Grease
- D1742** Test Method for Oil Separation from Lubricating Grease During Storage
- D1743** Test Method for Determining Corrosion Preventive Properties of Lubricating Greases
- D1831** Test Method for Roll Stability of Lubricating Grease
- D2265** Test Method for Dropping Point of Lubricating Grease Over Wide Temperature Range
- D2266** Test Method for Wear Preventive Characteristics of Lubricating Grease (Four-Ball Method)
- D2509** Test Method for Measurement of Load-Carrying Capacity of Lubricating Grease (Timken Method)
- D2595** Test Method for Evaporation Loss of Lubricating Greases Over Wide-Temperature Range
- D2596** Test Method for Measurement of Extreme-Pressure Properties of Lubricating Grease (Four-Ball Method)

¹ This practice is under the jurisdiction of ASTM Committee **D02** on Petroleum Products and Lubricants and is the direct responsibility of Subcommittee **D02.G0.01** on Chemical and General Laboratory Tests.

Current edition approved May 1, 2008. Published September 2008. Originally approved in 1997. Last previous edition approved in 2002 as D6185–97(2002)¹. DOI: 10.1520/D6185-97R08.

² For referenced ASTM standards, visit the ASTM website, www.astm.org, or contact ASTM Customer Service at service@astm.org. For *Annual Book of ASTM Standards* volume information, refer to the standard's Document Summary page on the ASTM website.

- [D3336 Test Method for Life of Lubricating Greases in Ball Bearings at Elevated Temperatures](#)
- [D3337 Test Method for Determining Life and Torque of Lubricating Greases in Small Ball Bearings³](#)
- [D3527 Test Method for Life Performance of Automotive Wheel Bearing Grease](#)
- [D4049 Test Method for Determining the Resistance of Lubricating Grease to Water Spray](#)
- [D4170 Test Method for Fretting Wear Protection by Lubricating Greases](#)
- [D4175 Terminology Relating to Petroleum, Petroleum Products, and Lubricants](#)
- [D4290 Test Method for Determining the Leakage Tendencies of Automotive Wheel Bearing Grease Under Accelerated Conditions](#)
- [D4425 Test Method for Oil Separation from Lubricating Grease by Centrifuging \(Koppers Method\)](#)
- [D4693 Test Method for Low-Temperature Torque of Grease-Lubricated Wheel Bearings](#)
- [D4950 Classification and Specification for Automotive Service Greases](#)
- [D5706 Test Method for Determining Extreme Pressure Properties of Lubricating Greases Using a High-Frequency, Linear-Oscillation \(SRV\) Test Machine](#)
- [D5707 Test Method for Measuring Friction and Wear Properties of Lubricating Grease Using a High-Frequency, Linear-Oscillation \(SRV\) Test Machine](#)

2.2 Federal Standard:

[Federal Test Method 3467.1](#) (Standard 791C), Storage Stability of Lubricating Grease⁴

3. Terminology

3.1 Definitions:

3.1.1 *bleed (bleeding)*, *n*—of lubricating greases, the separation of a liquid lubricant from a lubricating grease for any cause.

3.1.2 *lubricant*, *n*—any material interposed between two surfaces that reduces the friction or wear between them.

D4175

3.1.3 *lubricating grease*, *n*—a semifluid to solid product of a dispersion of a thickener in a liquid lubricant.

3.1.3.1 *Discussion*—The dispersion of the thickener forms a two-phase system and immobilizes the liquid lubricant by surface tension and other physical forces. Other ingredients imparting special properties are often included. **D217**

3.1.4 *spatulate*, *v*—to mix or blend by spreading and folding with a flat thin, usually metal, tool.

3.1.5 *syneresis*, *n*—of lubricating greases, the separation of liquid lubricant from a lubricating grease due to shrinkage or rearrangement of the structure.

3.1.5.1 *Discussion*—Syneresis is a form of bleeding caused by physical or chemical changes of the thickness. Separation of free oil or the formation of cracks that occur in lubricating greases during storage in containers is most often due to syneresis.

3.1.6 *thickener*, *n*—in a lubricating grease, a substance composed of finely divided particles dispersed in a liquid lubricant to form the product's structure.

3.1.6.1 *Discussion*—The thickener can be fibers (such as various metallic soaps) or plates or spheres (such as certain non-stop thickeners) which are insoluble or, at most, only very slightly soluble in the liquid lubricant. The general requirements are that the solid particles be extremely small, uniformly dispersed, and capable of forming a relatively stable, gel-like structure with the liquid lubricant. **D217**

3.2 Definitions of Terms Specific to This Standard:

3.2.1 *compatibility*, *n*—of lubricating greases, the characteristic of lubricating greases to be mixed together without significant degradation of properties or performance.

3.2.1.1 *Discussion*—When a mixture of two greases has properties or performance significantly inferior to both of the neat, constituent greases, then the two greases are incompatible. If the properties are inferior to those of one neat grease but not inferior to those of the other, then such is not necessarily considered an indication of incompatibility. To be considered significantly inferior, the property of the mixture would be worse than the poorer of the two neat greases by an amount exceeding the repeatability of the test method used to evaluate the property (see *pass* and *fail*). Incompatibility most often is manifested by a degradation in physical properties rather than in chemical properties, although, occurrence of the latter is not unknown.

3.2.2 *borderline compatibility*, *n*—of lubricating greases, the characteristic of lubricating greases to be mixed together with only slight degradation of properties or performance.

3.2.2.1 *Discussion*—*Slight degradation* means that the properties or performance of the mixture is poorer than those of the two neat greases but by an amount less than the repeatability of the test method used to evaluate the property. (See *borderline pass*.)

3.2.3 *primary compatibility tests*, *n*—of lubricating greases, those test methods employed first to evaluate compatibility.

3.2.3.1 *Discussion*—The test methods considered the most significant in the evaluation of grease compatibility, insofar as they provide the most information with the least expenditure of testing resources, include tests for dropping point, consistency (usually softening) after shearing conditions, and consistency change after storage at elevated temperatures.

3.2.4 *secondary compatibility tests*, *n*—of lubricating greases, those test methods used to evaluate compatibility when the primary compatibility tests are insufficient or inconclusive.

3.2.4.1 *Discussion*—Such tests are driven by the critical features of a given application. For example, if the application subjects the grease to water contamination, water washout or water spray-off tests and, perhaps, corrosion tests would be used for additional evaluation. Secondary compatibility tests are suggested, but not required, by this practice.

³ Withdrawn. The last approved version of this historical standard is referenced on www.astm.org.

⁴ Available from Standardization Documents Order Desk, Bldg. 4, Section D, 700 Robbins Ave., Philadelphia, PA 19111-5094, Attn: NPODS.

3.2.5 *pass, n*—in compatibility testing of grease mixtures, a test result that is equal to or better than that of the poorer of the two constituent greases.

3.2.6 *borderline pass, n*— in compatibility testing of grease mixtures, a test result that is inferior to that of the poorer of the two constituent greases by an amount not exceeding the repeatability of the test method used for the evaluation.

3.2.6.1 *Discussion*—*Borderline pass, borderline fail, borderline compatible, and borderline incompatible* are synonymous terms.

3.2.7 *fail, n*—in compatibility testing of grease mixtures, a test result that is inferior to that of the poorer of the two constituent greases by an amount exceeding the repeatability of the test method used for the evaluation.

3.2.8 *50:50 mixture, n*—a uniform blend of 50 mass % of each of two component greases.

3.2.9 *10:90 mixture, n*—a uniform blend of 10 mass % of one grease with 90 mass % of a second grease.

3.2.10 *90:10 mixture, n*—a uniform blend of 90 mass % of one grease with 10 mass % of a second grease.

4. Summary of Practice

4.1 *Option 1*—A 50:50 mixture of two greases to be evaluated for compatibility is prepared by spatulating. This mixture and the two neat, constituent greases are tested using the primary compatibility tests (dropping point, 100 000-stroke worked penetration, and change in 60-stroke penetration due to high-temperature storage). Depending on the performance of the mixture, relative to those of the constituent greases, 10:90 and 90:10 mixtures may need to be tested in addition. Alternatively, *Option 2* can be used. Instead of testing mixtures in sequential order, 10:90 and 90:10 mixtures are tested at the same time the 50:50 mixture is evaluated. If all mixtures pass the primary compatibility tests, or if the application requires the evaluation of specific properties, secondary compatibility tests can be employed for further evaluation. Such tests can be run concurrently, if desired.

5. Significance and Use

5.1 The compatibility of greases can be important for users of grease-lubricated equipment. It is well known that the mixing of two greases can produce a substance markedly inferior to either of its constituent materials. One or more of the following can occur. A mixture of incompatible greases most often softens, sometimes excessively. Occasionally, it can harden. In extreme cases, the thickener and liquid lubricant will completely separate. Bleeding can be so severe that the mixed grease will run out of an operating bearing. Excessive syneresis can occur, forming pools of liquid lubricant separated from the grease. Dropping points can be reduced to the extent that grease or separated oil runs out of bearings at elevated operating temperatures. Such events can lead to catastrophic lubrication failures.

5.1.1 Because of such occurrences, equipment manufacturers recommend completely cleaning the grease from equipment before installing a different grease. Service recommendations for grease-lubricated equipment frequently specify the caveat—*do not mix greases under any circumstances*. Despite this admonition, grease mixing will occur and, at times, cannot be

avoided. In such instances, it would be useful to know whether the mixing of two greases could lead to inadequate lubrication with disastrous consequences. Equipment users most often do not have the resources to evaluate grease compatibility and must rely on their suppliers. Mixing of greases is a highly imprudent practice. Grease and equipment manufacturers alike recognize such practices will occur despite all warnings to the contrary. Thus, both users and suppliers have a need to know the compatibility characteristics of the greases in question.

5.2 There are two approaches to evaluating the compatibility of grease mixtures. One is to determine whether such mixtures meet the same specification requirements as the constituent components. This approach is not addressed by this practice. Instead, this practice takes a specification-independent approach; it describes the evaluation of compatibility on a relative basis using specific test methods.

5.2.1 Three test methods are used because fewer are not sufficiently definitive. For example, in one study, using 100 000-stroke worked penetration for evaluation, 62 % of the mixtures were judged to be compatible.⁵ In a high-temperature storage stability study, covering a broader spectrum of grease types, only one-third of the mixtures were compatible.⁵ These studies used different criteria to judge compatibility.

5.2.2 Compatibility cannot be predicted with certainty from foreknowledge of grease composition. Generally, greases having the same or similar thickener types will be compatible. Uncommonly, even greases of the same type, although normally compatible when mixed, can be incompatible because of incompatible additive treatments. Thus, compatibility needs to be judged on a case-by-case basis.

5.3 Two constituent greases are blended in specific ratios. A 50:50 mixture simulates a ratio that might be experienced when one grease (Grease A) is installed in a bearing containing a previously installed, different grease (Grease B), and no attempt is made to flush out Grease B with Grease A. The 10:90 and 90:10 ratios are intended to simulate ratios that might occur when attempts are made to flush out Grease B with Grease A.

NOTE 1—Some companies evaluate 25:75 and 75:25 ratio mixtures instead of 10:90 and 90:10 ratio mixtures. But, the latter two ratios, which are prescribed by this practice, are considered more representative of the flushing practice described in 5.3.

5.3.1 Incompatibility is most often revealed by the evaluation of 50:50 mixtures. However, in some instances 50:50 mixtures are compatible and more dilute ratios are incompatible. (See [Appendix X1](#) and Meade.⁶)

5.4 Compatibility information can be used in product information literature supplied with specific greases. It can be used also in literature describing lubrication practices and equipment maintenance.

6. Apparatus

6.1 The equipment and materials required for this practice shall be those required by the test methods used to evaluate

⁵ Myers, E. H., "Incompatibility of Greases," *NLGI Spokesman*, April 1983, p. 24.

⁶ Meade, F. S., "Compatibility of Greases," Rock Island Arsenal Laboratory Report, No. 56-2405, PB 121731, Aug. 20, 1956.

compatibility. At the least, this will include those required by the primary compatibility Test Methods [D217](#) and [D566](#) (or [D2265](#)) and a laboratory oven.

6.1.1 *Dropping Point Equipment*, grease cup, test tube, thermometer, temperature bath, and accessories as described in Test Method [D566](#), or dropping point assembly, aluminum block oven, and peripheral equipment as described in Test Method [D2265](#).

6.1.2 *Penetration Equipment*, penetrometer with standard cone, grease worker with motorized drive, temperature bath, and peripheral equipment as described in Test Methods [D217](#).

6.1.3 *High-Temperature Storage Test Equipment*:

6.1.3.1 *Laboratory Oven*, static-air or stirred-air type, capable of maintaining the test temperature within $\pm 3^{\circ}\text{C}$ and equipped with one or more grill-type, wire shelves.

6.1.3.2 *Penetration Equipment*, full-scale, as described in [6.1.2](#); or $\frac{1}{2}$ -scale penetrometer, cone, and worker, as described in Test Method [D1403](#).

7. Procedure

7.1 Either of two similar testing options can be used—the sequential testing protocol described in Option 1 ([A1.1](#)), or the concurrent testing protocol described in Option 2 ([A1.2](#)). Using Option 1, a 50:50 mixture and the two constituent greases are tested using three primary tests. If this mixture is found compatible, 10:90 and 90:10 mixtures are tested. Using Option 2, all mixtures (10:90, 50:50, and 90:10) and the two constituent greases are tested concurrently.

7.1.1 With either option, the test procedures (that is, dropping point, shear stability, or storage stability tests) can be run concurrently or sequentially in any order. The test procedures are presented in the order of the time required to run an individual test.

7.2 *Preparation of Mixtures*—Regardless of whether one or three mixtures of differing ratios are to be tested sequentially or concurrently, they shall be prepared in similar fashion.

7.2.1 Prepare a fresh 50:50 mixture of the two greases to be evaluated for compatibility. (For convenience, the neat, constituent greases are called A and B.) The amounts to be mixed shall be determined from the amount of grease required by the tests. Prepare at least 10 % more mixture than is actually needed for the tests. Do not prepare more than can be used immediately, that is no more than about 4 h should elapse between mixture preparation and the start of any test.

7.2.2 Weigh equal amounts $\pm 1\%$ of each neat grease and transfer to a hard, flat, impervious surface such as a glass or stainless steel plate. About a 400 mm-square surface is convenient.

7.2.3 With a suitable spatula, fold and blend the two greases into each other until a uniform blend is produced. (**Warning**—Great care should be taken to minimize the occlusion of air.) (**Warning**—Do not use any other mixing equipment to prepare grease mixtures.)

7.2.4 When 10:90 and 90:10 mixtures are to be tested, prepare fresh mixtures of these proportions in the same fashion. The weighing tolerance shall be $\pm 1\%$ of each neat grease.

7.3 *Option 1 (see A1.1)*—Use the primary test protocol to test the Constituent Greases A and B and the 50:50 mixture. If

resources permit, the dropping points, shear stability, and storage stability tests can be run concurrently. Otherwise, any sequence of these tests can be used.

7.3.1 *Dropping Point*—Determine and record the dropping points as described in Test Method [D566](#) or [D2265](#).

7.3.1.1 Compare dropping point of the mixture with those of constituent greases. If the dropping point of the mixture is equal to or greater than that of either constituent grease, record as *compatible* or *pass*. If the dropping point of the mixture is less than the lower of the constituent greases by an amount equal to or less than repeatability of the test method (see [9.1.1](#) for repeatability values), record as a *borderline compatible* or *borderline pass*. If the dropping point of the mixture is less than the lower of the constituent greases by an amount greater than repeatability of the test method, record as *incompatible* or *fail*.

7.3.1.2 If the mixture is incompatible (fail), no further testing need be done. If the mixture is compatible or borderline compatible (pass or borderline pass), further tests are required. If not yet run, test the mixture and the neat greases for shear stability (100 000-stroke worked penetration) or high temperature storage stability, or both ([7.3.2](#) and [7.3.3](#), respectively).

7.3.2 *Shear Stability*—Determine the 10 000-stroke worked penetrations as described in Test Methods [D217](#).

7.3.2.1 Compare the 10 000-stroke worked penetration of the mixture with those of constituent greases. If the penetration of the mixture is equal to or between those of the constituent greases, record as *compatible* or *pass*. If the penetration of the mixture is less than the lower of the constituent grease or greater than the higher of the constituent grease by an amount equal to or less than repeatability of the test method (see [9.1.2](#)), record as a *borderline compatible* or *borderline pass*. If the penetration of the mixture is less than the lower of the constituent grease or greater than the higher of the constituent grease by an amount greater than repeatability of the test method (see [9.1.2](#)), record as *incompatible* or *fail*.

7.3.2.2 If the mixture is incompatible (fail), no further testing need be done. If the mixture is compatible or borderline compatible (pass or borderline pass), further tests are required. If not yet run, test the mixture and the neat greases for dropping or high temperature storage stability, or both ([7.3.1](#) and [7.3.3](#), respectively).

7.3.3 *High-Temperature Storage Stability*—The following variation of [Federal Test Method 3467.1](#) shall be followed. Determine the 60-stroke penetrations of the neat, constituent greases and the blends. Test Methods [D217](#) is preferred, but $\frac{1}{2}$ -scale equipment (Test Method [D1403](#)) may be substituted. One-quarter-scale equipment is considered generally unsuitable. Record the test method (Test Methods [D217](#) or Test Method [D1403](#)) used.

NOTE 2—Variations from [Federal Test Method 3467.1](#) include oven requirements, sample containers, allowance of $\frac{1}{2}$ -scale measurements, and specified storage conditions.

NOTE 3—According to Test Method [D1403](#), $\frac{1}{2}$ -scale measurements are converted to full-scale values; the appropriate repeatability is applied as described.

7.3.3.1 Place test samples in worker cups or suitably sized glass or steel containers; loosely cap or cover with aluminum

foil. Place containers on the wire shelf located about midway to upper third of the laboratory oven preheated to $120 \pm 3^\circ\text{C}$. Maintain $120 \pm 3^\circ\text{C}$ for $70 \pm \frac{1}{4}$ h.

7.3.3.2 Greases having low dropping points (less than 125°C); for example, hydrated calcium greases, cannot be tested under these conditions. When testing compatibility of such greases, the storage stability test shall be run at $75 \pm 3^\circ\text{C}$ for 1400 ± 4 h.

7.3.3.3 Remove samples from the oven and allow to cool. Determine 60-stroke worked penetration in accordance with Test Methods **D217** (or Test Method **D1403**). Calculate change in 60-stroke worked penetrations.

7.3.3.4 Compare the change in 60-stroke worked penetration of the mixture with the penetration changes of the constituent greases. If the penetration change of the mixture is equal to or between those of the constituent greases, record as *compatible* or *pass*. If the penetration change of the mixture is less than that of the lower of the constituent grease or greater than that of the higher of the constituent grease by an amount equal to or less than repeatability of the test method (9.1.2), record as a *borderline compatible* or *borderline pass*. If the penetration change of the mixture is less than that of the lower of the constituent grease or greater than that of the higher of the constituent grease by an amount greater than repeatability of the test method (9.1.2), record as *incompatible* or *fail*.

7.3.3.5 If the mixture is incompatible (fail), no further testing need be done. If the mixture is compatible or borderline compatible (pass or borderline pass), further tests are required. If not yet run, test the mixture and the neat greases for dropping point or shear stability, or both (7.3.1 and 7.3.2, respectively).

7.4 If all the primary tests show the 50:50 mixture to be compatible, prepare 10:90 and 90:10 mixtures in a fashion similar to that described in 7.3.1-7.3.3. The weighing tolerance shall be $\pm 1\%$ of each neat grease.

7.5 Run these mixtures in the primary tests (7.3.1-7.3.3.4).

7.6 If all of the mixtures pass all three primary tests, the greases shall be reported as compatible. If any mixture fails any primary test, the greases shall be reported as incompatible (or borderline compatible if such is the case; see 7.3.3.4).

7.7 For greases determined to be compatible in primary testing, the user, or by agreement, the user and supplier, should determine whether additional testing is required. Depending on the criticality of the specification requirements, selection should be made from the secondary compatibility tests listed in **Appendix X2**.

7.8 *Option 2* (see **A1.2**)—Follow the flowchart for Option 2 (**A1.2**) using the procedures described for sequential testing (7.3-7.3.3.5).

7.8.1 If all of the mixtures pass all three primary tests and the selected secondary tests, the greases shall be reported as compatible. If any mixture passes all primary tests but fails one or more secondary tests, the greases shall be reported as generally compatible but incompatible in certain applications.

TABLE 1 Repeatability for Dropping Point Tests

Test Method	Range, °C	Repeatability, °C
D566	Up to 288	7
D2265	Up to 116	6
	116 up to 221	8
	221 up to 277	6
	277 up to 316	7

TABLE 2 Repeatability for Penetration Tests

Method	Type	Range	Repeatability
D217	60-stroke	130 to 475	7
	100 000-stroke	130 to 475	15
D1403 ½-scale,	60-stroke	175 to 205	3 (½-scale units)
			10 (full-scale units)

The failed tests shall be reported as well as the applications suggested by these tests.

8. Report

8.1 Report the following information:

8.1.1 Identity of the constituent greases and the mix-ratios of the mixtures tested,

8.1.2 Whether the greases were found compatible or incompatible, and

8.1.3 If found incompatible, report the mixing ratio(s) found incompatible and in which test(s).

8.2 If secondary testing procedures were used, report 8.1.1-8.1.3 and, in addition, report the test methods used in secondary testing and whether the greases were found compatible or incompatible.

8.2.1 If found incompatible, report the mixing ratio(s) found incompatible and in which test(s).

9. Precision and Bias

9.1 Repeatability Limits for Primary Test Methods:

NOTE 4—For complete precision and bias statements see the pertinent test methods. Inasmuch as compatibility testing is not usually a specification requirement, reproducibility is not applicable.

9.1.1 *Dropping Point*—See **Table 1**.

9.1.2 *Penetration*—See **Table 2**.

9.2 *Reproducibility Limits for Primary Test Methods*—Inasmuch as this practice is intended for internal use by individual companies and not intended for specifications, reproducibility is not applicable.

9.3 *Bias*—Inasmuch as this practice is intended for internal use by individual companies and not intended for specifications, bias is not applicable. In addition, there is no bias for the test methods cited herein because the values for dropping point and penetration can be defined only in terms of the respective test methods.

10. Keywords

10.1 binary mixtures; compatibility; incompatibility; lubricating grease; mixtures

ANNEX

(Mandatory Information)

A1. FLOWCHARTS FOR PRIMARY TESTING FOR COMPATIBILITY OF BINARY GREASE MIXTURES

A1.1 *Option 1*—Testing of constituent Greases A and B and a 50:50 mixture, to be followed by testing of 10:90 and 90:10 mixtures, if necessary. See Fig. A1.1.

A1.2 *Option 2*—Testing of constituent Greases A and B and 10:90, 50:50, and 90:10 mixtures. See Fig. A1.2.

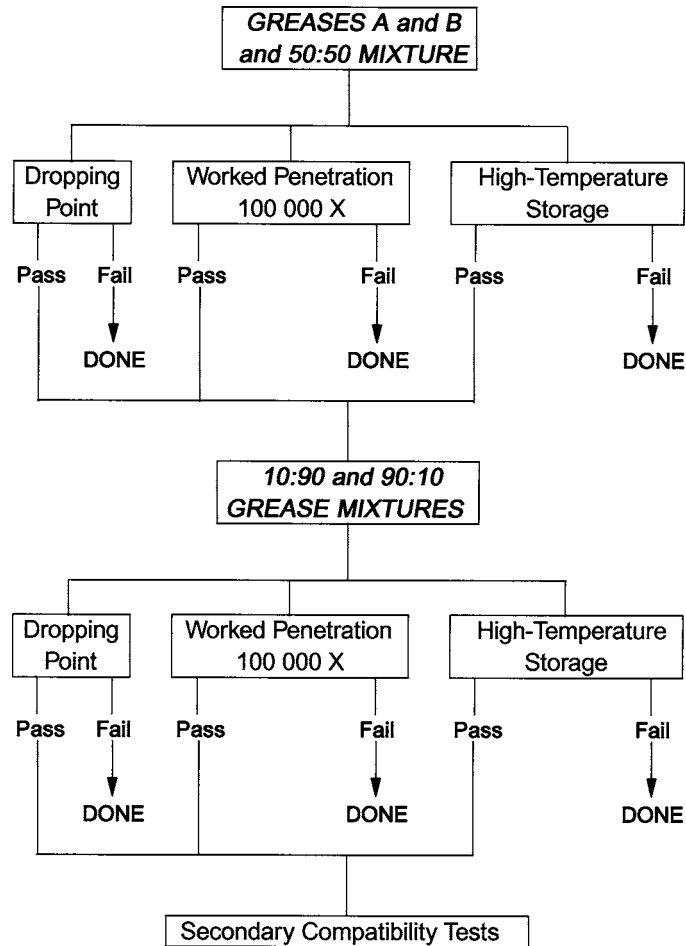


FIG. A1.1 Flowchart for Sequential Testing (Option 1)

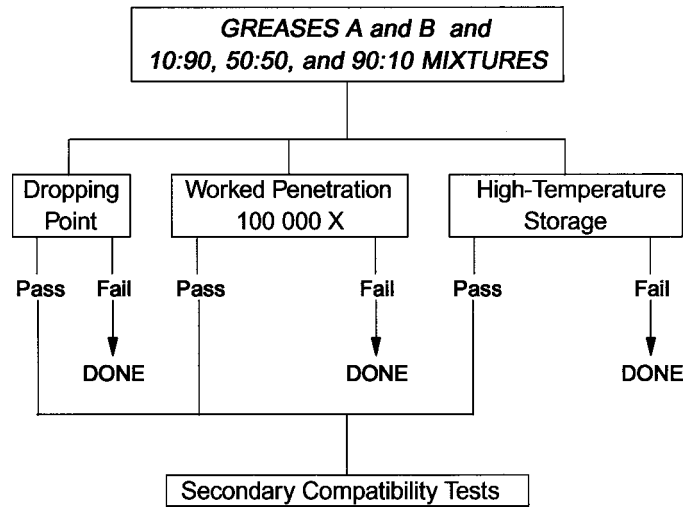


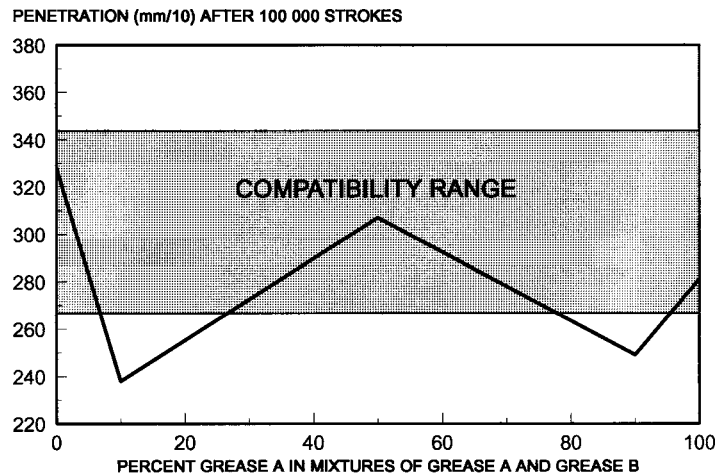
FIG. A1.2 Flowchart for Concurrent Testing (Option 2)

APPENDIXES

(Nonmandatory Information)

X1. EXAMPLE OF BINARY GREASE MIXTURES COMPATIBLE AT 50:50 RATIO BUT INCOMPATIBLE AT OTHER RATIOS³

X1.1 Fig. X1.1 illustrates binary grease mixture compatibility.



Data from Meade (1956), p28, Table XVI
Greases 6 and 11

FIG. X1.1 Atypical Incompatibility of Binary Grease Mixtures at Dilute-Mix Ratios

X2. TEST METHODS RECOMMENDED FOR SECONDARY TESTING

X2.1 In the lists that follow (X2.2-X2.6), test methods are suggested for consideration for evaluating compatibility of grease mixtures in specification-driven applications. Compatibility testing with these test methods should be applied cautiously as full testing is resource taxing and can take considerable test time.

X2.1.1 The primary test methods are not included in these listings. Also, not listed, are test methods that define properties not affected by incompatibility, regardless of their importance to the application. Many of the listed test methods have little potential for defining or being affected by incompatibility. Those that have greater potential for being affected by incompatibility are shown in boldface type.

X2.1.1.1 Note that some grease mixtures can cause performance problems even though the mixture may be compatible. For example, a mixture of two greases could be compatible when tested in accordance with this practice. But if they have widely differing base oil viscosities, the mixture may not provide adequate tribological performance in particular applications.

X2.2 *For Automotive Service Applications* (Classification and Specification **D4950**).

Test	Short Description
D1264	Water washout
D1742	Oil separation
D1743	Rust protection
D2266	4-Ball wear
D2596	4-Ball EP
D3527	High-temperature life
D4170	Fretting wear
D4290	Leakage
D4693	Low-temperature torque

X2.3 *For Tribological Applications:*

Test	Short Description
D2266	Four-ball wear

Test	Short Description
D2509	Timken load-carrying capacity
D2596	Four-ball EP
D4170	Fretting wear
D5706	Extreme pressure properties by SRV
D5707	Friction and wear properties by SRV

X2.4 *For Long-Term Machine Applications:*

Test	Short Description
D972	Evaporation loss
D1831	Roll stability
D2266	Four-ball wear
D2509	Timken load-carrying capacity
D2595	Evaporation loss
D2596	Four-ball EP
D3336	Ball-bearing life at elevated temperatures
D3337	Life and torque in small bearings
D4170	Fretting wear
D4425	Oil separation by centrifuge
D5706	Extreme pressure properties by SRV
D5707	Friction and wear properties by SRV

X2.5 *For Applications at Temperature Extremes:*

Test	Short Description
D972	Evaporation loss
D1092	Apparent viscosity
D1263	Wheel bearing leakage
D1478	Low-temperature torque in ball bearings
D1742	Oil separation during storage
D1831	Roll stability
D2595	Evaporation loss
D3336	Ball-bearing life at elevated temperatures
D3337	Life and torque in small bearings
D3527	Life of wheel bearing grease
D4290	Accelerated wheel bearing leakage
D4425	Oil separation by centrifuge
D4693	Low-temperature torque in wheel bearings

X2.6 *For Applications with Potential for Aqueous Contamination:*

Test	Short Description
D1264	Water washout
D1743	Rust protection
D4049	Water spray resistance

ASTM International takes no position respecting the validity of any patent rights asserted in connection with any item mentioned in this standard. Users of this standard are expressly advised that determination of the validity of any such patent rights, and the risk of infringement of such rights, are entirely their own responsibility.

This standard is subject to revision at any time by the responsible technical committee and must be reviewed every five years and if not revised, either reapproved or withdrawn. Your comments are invited either for revision of this standard or for additional standards and should be addressed to ASTM International Headquarters. Your comments will receive careful consideration at a meeting of the responsible technical committee, which you may attend. If you feel that your comments have not received a fair hearing you should make your views known to the ASTM Committee on Standards, at the address shown below.

This standard is copyrighted by ASTM International, 100 Barr Harbor Drive, PO Box C700, West Conshohocken, PA 19428-2959, United States. Individual reprints (single or multiple copies) of this standard may be obtained by contacting ASTM at the above address or at 610-832-9585 (phone), 610-832-9555 (fax), or service@astm.org (e-mail); or through the ASTM website (www.astm.org). Permission rights to photocopy the standard may also be secured from the ASTM website (www.astm.org/COPYRIGHT/).